

THE IDAHO NONPROFIT SECTOR REPORT

FACTS, FIGURES, AND INSIGHT ABOUT
THE ECONOMIC IMPACT OF IDAHO'S
NONPROFIT INDUSTRY

MARCH 2005

indc

IDAHO NONPROFIT DEVELOPMENT CENTER

LETTER FROM THE PRESIDENT

The Idaho Nonprofit Development Center is pleased to present this report, in collaboration with the National Council of Nonprofit Associations and the Urban Institute's National Center for Charitable Statistics, to promote better understanding and appreciation of our state's nonprofit sector.

What this report clearly shows is that the nonprofit sector is a major contributor to the state's economic picture with assets and expenditures that compare favorably with the public and private sectors. However, the nonprofit sector does far more than pump dollars into local economies. It helps ensure the fabric of Idaho communities remains intact – an accomplishment made all the more impressive by the fact that the vast majority of the state's nonprofit organizations — 72% — operate on less than \$25,000 per year.

By acknowledging the economic contribution made by the nonprofit sector we also are recognizing the outstanding efforts of a workforce — largely comprised of volunteers — that labors tirelessly to enhance the health, hope, dignity, and understanding of every Idaho citizen.

Does Idaho profit from the contribution of the nonprofit sector? The answer is a resounding “yes.” By recognizing this contribution we hope to encourage more Idahoans to support their local nonprofits with time and money so together we can ensure the well-being of the Gem State for many years to come.

Robert Ford
President,
Idaho Nonprofit
Development Center

THE IDAHO NONPROFIT SECTOR

MORE THAN CHARITY

The nonprofit sector in Idaho is large, diverse, and growing. In every county, you will find nonprofits serving citizens and communities, and addressing issues of concern. Idaho's nonprofits range from hospitals to boys and girls clubs, from universities to conservation groups, and from emergency shelters to organizations working with the elderly, veterans, and the disabled. Nonprofits create a caring community — one that strengthens and enhances the quality of life in our state.

This report summarizes data on Idaho's nonprofits and illustrates the significant role this sector plays. Much attention is given to the condition of business and government in our state, but let's not forget that nonprofits fill a critical role as a third and independent sector.

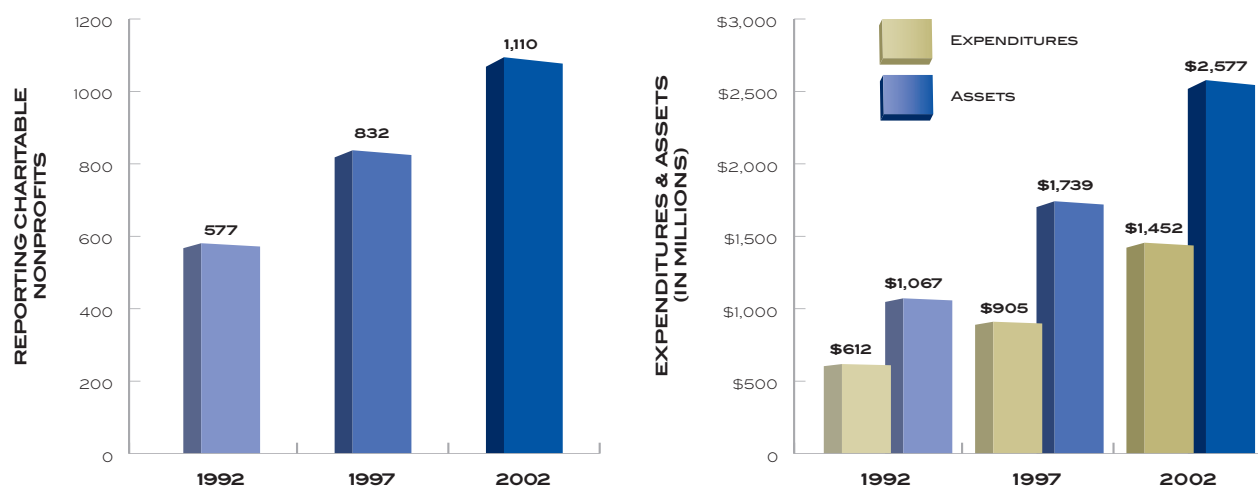
The primary sources for these data are 2002 annual reports filed with the IRS by charitable nonprofits with more than \$25,000 in gross annual receipts.

Through this report we aim to build awareness about the vital role nonprofits play and to educate policymakers, the media, and the public about charitable giving in Idaho. Some highlights of this report are:

- There were 1,110 reporting charitable nonprofits in Idaho in 2002 (the most recent year for which data is available).
- Idaho charitable nonprofits had expenditures of \$1.4 billion and held assets of \$2.5 billion in 2002.
- Idaho hospitals represented less than 2% of total reporting nonprofits in 2002 but had more than half of total expenditures and close to half of total assets.
- Nonprofits are present in 42 of Idaho's 44 counties.
- In 2001, the average charitable deduction for itemizing taxpayers in Idaho was \$2,828 — about 4.4% of their income, which was above the national average of 3.6%.

REPORTING CHARITABLE NONPROFITS IN IDAHO

SOURCE: NATIONAL CENTER FOR CHARITABLE STATISTICS, URBAN INSTITUTE.



IDAHO NONPROFITS ON THE RISE — In 2002, there were 1,110 reporting charitable nonprofits in Idaho that were tax-exempt under Section 501(c)(3) of the IRS code — nearly double the number from 10 years earlier. Reporting charitable nonprofits had \$1.4 billion in expenditures in 2002 — 2% of the Gross State Product in Idaho. The value of assets held reached \$2.5 billion in 2002, which is a 142% increase from \$1 billion in 1992. Private foundations are not included in these figures but are discussed elsewhere in this report. Religious congregations are not required to report and are also not included.

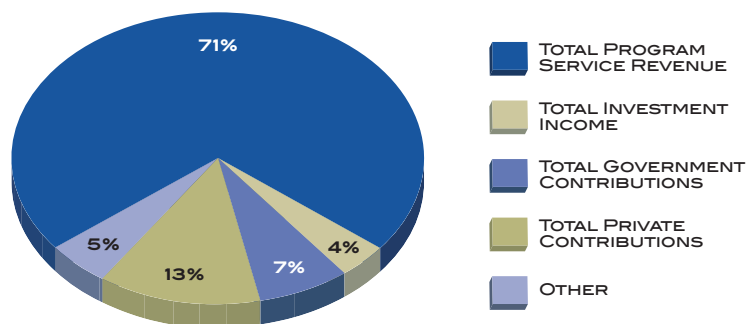
- The 182 private foundations in Idaho held \$908 million in assets and gave nearly \$60 million in grants.
- Between 1992 and 2002, the number of Idaho’s charitable nonprofits and the amount of their expenditures and value of their assets rose at significantly greater rates than those of the nation as a whole.

Yet these numbers don’t tell the whole story. In addition to the reporting 501(c)(3)s, there are almost 3,000 organizations not required to file, including booster clubs, local PTAs, youth soccer, Little League, and numerous other small organizations that are active in our communities, but whose limited finances exempt them from the IRS reporting requirement.

Charitable nonprofits benefit us in ways that can’t easily be quantified — as tools for community building, fostering civil society, and strengthening our social fabric — and are essential to improving the quality of life in our state. Nonprofit organizations also:

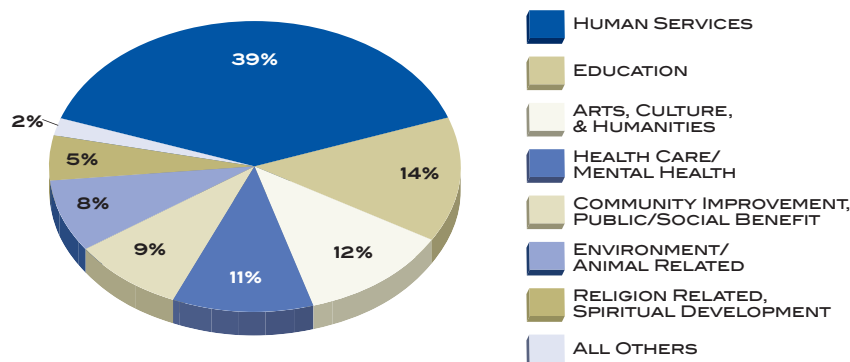
- Attract foundation and federal grants into the state.
- Help improve the work force. Many people gain valuable job training and work experience through volunteering with and working for nonprofit organizations.
- Frequently hire underemployed or unemployed workers and often reduce labor force inequalities by offering upward mobility to otherwise disadvantaged groups.
- Help to define the character of Idaho

SOURCES OF REVENUE FOR REPORTING CHARITABLE NONPROFITS IN IDAHO
SOURCE: NATIONAL CENTER FOR CHARITABLE STATISTICS, URBAN INSTITUTE.



MORE SELF-RELIANT THAN YOU’D EXPECT — More than 70% of total revenues for reporting charitable nonprofits in Idaho in 2001 were derived from program services revenue. About 13% of revenue is contributions by individuals and corporations. Other sources include government support and investment income.

REPORTING CHARITABLE NONPROFITS IN IDAHO BY FIELD
SOURCE: NATIONAL CENTER FOR CHARITABLE STATISTICS, URBAN INSTITUTE.



HUMAN SERVICES AND EDUCATION COMPRISE MORE THAN HALF OF ALL IDAHO NONPROFITS — In 2002, human services organizations make up the largest proportion of Idaho’s reporting charitable nonprofits — 39%. These organizations provide a broad spectrum of services, including youth development, disaster relief, housing services, and family support. Education is the second largest field, with 14% of the total. Religiously affiliated charitable nonprofits that provide specific programs, such as mental health services or daycare, are placed with organizations providing similar services, not under religion-related.

communities and improve the quality of life. Active nonprofits prove to be strong incentives for remaining in or relocating to a given community.

As the data in this report and the following profiles demonstrate, Idaho’s economy and communities will continue to benefit from the impact and services provided by the nonprofit sector.

PROFILES

THE IDAHO FOODBANK

ENDING HUNGER,
STRENGTHENING FAMILIES,
AND MAKING AN
ECONOMIC IMPACT

The Idaho Foodbank works to end hunger throughout the state, serving

low-income people in all 44 counties via three major distribution centers in Boise, Lewiston, and Pocatello and a partner foodbank in Spokane. The Idaho Foodbank strives to end the cycle of hunger by providing nutrition and nourishment to individuals and families who are struggling to provide for themselves and their families.

While the organization is focused on

assuring no one in Idaho needlessly suffers from either food insecurity or hunger, it also makes a strong economic contribution to the state — in fact, one that's equal to or greater than that of many small businesses. As of their most recent audit covering the 16 months ending April 2004, the Idaho Foodbank put \$11.63 million into the state economy through a combination of

CONTINUED ON PAGE 6

THE IDAHO NONPROFIT SECTOR

SOURCE: NATIONAL CENTER FOR CHARITABLE STATISTICS, URBAN INSTITUTE.

TAX-EXEMPT ORGANIZATIONS	REGISTERED WITH IRS (OVER \$5,000 IN GROSS RECEIPTS IN 2002)	FILING ANNUAL IRS REPORT (OVER \$25,000 IN GROSS RECEIPTS IN 2002)
UNDER 501(C)(3)*	4,118	1,292
PRIVATE FOUNDATIONS	182	182
CHARITABLE NONPROFITS	3,936	1,110
UNDER OTHER 501(C) SUBSECTIONS**	2,700	795
501(C)(4) SOCIAL WELFARE	660	175
501(C)(5) LABOR/AGRICULTURE	313	114
501(C)(6) BUSINESS LEAGUES	440	212
501(C)(OTHER)	1,287	294

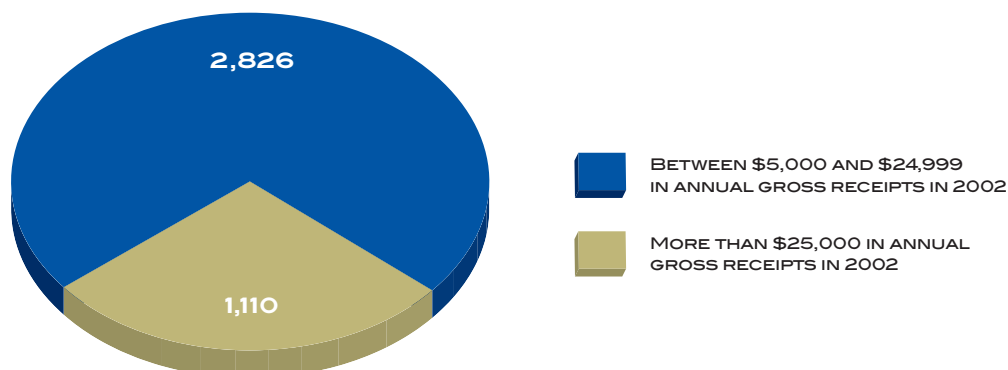
* DOES NOT INCLUDE RELIGIOUS CONGREGATIONS
** FILING TOTALS BASED ON FISCAL YEAR 2003

THIS REPORT DOESN'T TELL THE WHOLE STORY —

The data in this report is based upon 501(c)(3)s that are required to file an annual IRS report, which represents less than one-third of Idaho charitable nonprofits. Despite their active and important role in their communities, more than 70% of the state's nonprofits — organizations like booster clubs, local PTAs, youth soccer, and Little League — aren't required to file with the IRS because their annual gross receipts don't exceed \$25,000.

CHARITABLE NONPROFITS IN IDAHO

SOURCE: NATIONAL CENTER FOR CHARITABLE STATISTICS, URBAN INSTITUTE.



OVERVIEW OF IDAHO FOUNDATIONS

SOURCE: FOUNDATION CENTER.

FOUNDATION TYPE	# OF FOUNDATIONS	ASSETS	TOTAL GIVING
INDEPENDENT FOUNDATIONS	159	\$794,490,209	\$55,804,967
CORPORATE FOUNDATIONS	7	\$89,990,201	\$2,911,969
COMMUNITY FOUNDATIONS	1	\$40,650,000	\$3,984,000
OPERATING FOUNDATIONS	15	\$23,305,425	\$886,612
TOTAL IN IDAHO	182	\$948,435,835	\$63,587,548
TOTAL IN UNITED STATES	64,483	\$435,190,471,000	\$30,431,799,000
IDAHO AS % OF U.S.	0.28%	0.21%	0.20%

DON'T FORGET FOUNDATIONS — There were 182 foundations in Idaho in 2002, which represents 0.28% of all foundations in the United States. Their total assets were valued at more than \$948 million and their giving exceeded \$63 million.

TOP TEN IDAHO FOUNDATIONS BY ASSETS

SOURCE: FOUNDATION CENTER.

FOUNDATION NAME	ASSETS	FOUNDATION TYPE
J.A. & KATHRYN ALBERTSON FOUNDATION, INC.	\$431,644,076	INDEPENDENT
THE ALSAM FOUNDATION	\$113,300,027	INDEPENDENT
MICRON TECHNOLOGY FOUNDATION, INC.	\$79,678,567	CORPORATE
LAURA MOORE CUNNINGHAM FOUNDATION, INC.	\$69,933,555	INDEPENDENT
IDAHO COMMUNITY FOUNDATION	\$40,650,000	COMMUNITY
J.R. SIMPLOT COMPANY FOUNDATION, INC.	\$26,982,920	INDEPENDENT
HARRY W. MORRISON FOUNDATION, INC.	\$12,386,316	INDEPENDENT
CHC FOUNDATION	\$12,163,096	INDEPENDENT
BOSWELL FAMILY FOUNDATION	\$10,918,801	INDEPENDENT
THE HARDY FOUNDATION, INC.	\$9,805,006	OPERATING
TOTAL	\$807,462,364	

BIG FISH — In 2002, the top 10 Idaho foundations had \$807 million in assets, which was 89% of the state total. In contrast, the top 10 foundations nationally only possess 19% of total U.S. foundation assets.

TOP TEN IDAHO FOUNDATIONS BY TOTAL GIVING

SOURCE: FOUNDATION CENTER.

FOUNDATION NAME	TOTAL GIVING	FOUNDATION TYPE
J.A. & KATHRYN ALBERTSON FOUNDATION, INC.	\$28,742,229	INDEPENDENT
THE ALSAM FOUNDATION	\$9,333,529	INDEPENDENT
IDAHO COMMUNITY FOUNDATION	\$3,984,000	COMMUNITY
LAURA MOORE CUNNINGHAM FOUNDATION, INC.	\$3,333,850	INDEPENDENT
HAROLD E. & PHYLLIS S. THOMAS FOUNDATION	\$1,786,459	INDEPENDENT
MICRON TECHNOLOGY FOUNDATION, INC.	\$1,352,649	CORPORATE
J.R. SIMPLOT COMPANY FOUNDATION, INC.	\$1,270,775	CORPORATE
BOSWELL FAMILY FOUNDATION	\$1,184,000	INDEPENDENT
THE JAMES & BARBARA CIMINO FOUNDATION INC.	\$924,100	INDEPENDENT
CHC FOUNDATION	\$742,915	INDEPENDENT
TOTAL	\$52,654,506	

DEEP POCKETS — In 2002, the top 10 Idaho foundations gave \$52 million, which represented 88% of total giving by Idaho foundations. In contrast, the top 10 foundations nationally are responsible for only about 14% of total giving among U.S. foundations.

salaries, supplies, direct food purchases, and the audited wholesale value of the donated food distributed by the organization.

The vast majority of the Idaho Foodbank’s partner agencies — 70% — are pantries and feeding sites sponsored by faith-based organizations. These pantries provide the food necessary to allow low-income families to stay intact while ensuring they have nutritious food they can enjoy together at mealtime as families.

STEELE MEMORIAL HOSPITAL FOUNDATION

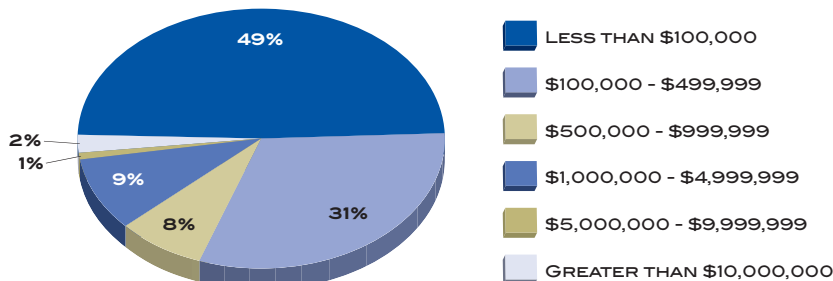
A HOSPITAL THAT’S THRIVING DESPITE THE DISAPPEARANCE OF RURAL HEALTH CARE PROVIDERS

Salmon residents appear to have eluded a national trend in the disappearance of small, rural hospitals. Spearheaded by determined individuals and community partners, the Steele Memorial Hospital Foundation persuaded citizens to pass an \$11 million bond — with an almost 80 percent approval of Lemhi County voters — to rebuild a very dated but much needed hospital. Entrepreneurial fund development efforts helped secure an additional \$3.6 million in private contributions to help offset the impact of bond repayment on this disproportionately distressed community. The Critical Access Hospital Facility opened in September 2004 and is

CONTINUED ON PAGE 8

REPORTING CHARITABLE NONPROFITS IN IDAHO BY EXPENDITURE LEVEL, 2002

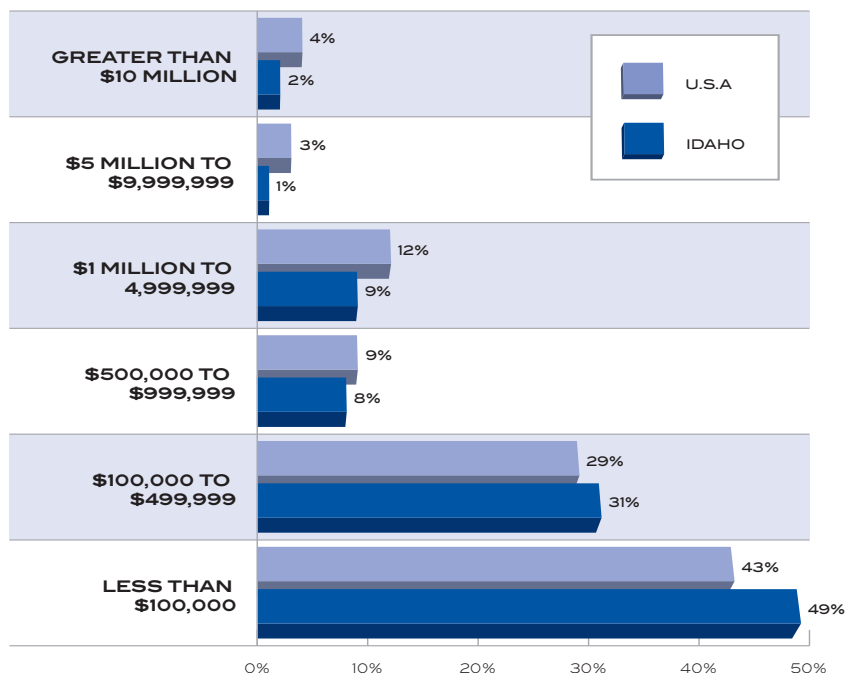
SOURCE: NATIONAL CENTER FOR CHARITABLE STATISTICS, URBAN INSTITUTE.



MOST IDAHO NONPROFITS SPEND LESS THAN \$1 MILLION ANNUALLY — Nearly 9 out of 10 Idaho charitable nonprofits filing reports in 2002 — 88% (977 organizations) — had annual expenditures under \$1 million. Only 3% (35 organizations) had annual expenditures that exceeded \$5 million — compared to 6% nationally — and accounted for more than 63% of total assets and 74% of total expenditures. Not reflected in the chart are the nearly 3,000 small charitable nonprofits registered with the IRS not required to file. This group includes such organizations as youth sports leagues and rescue squads.

REPORTING CHARITABLE NONPROFITS BY EXPENDITURE LEVEL, 2002

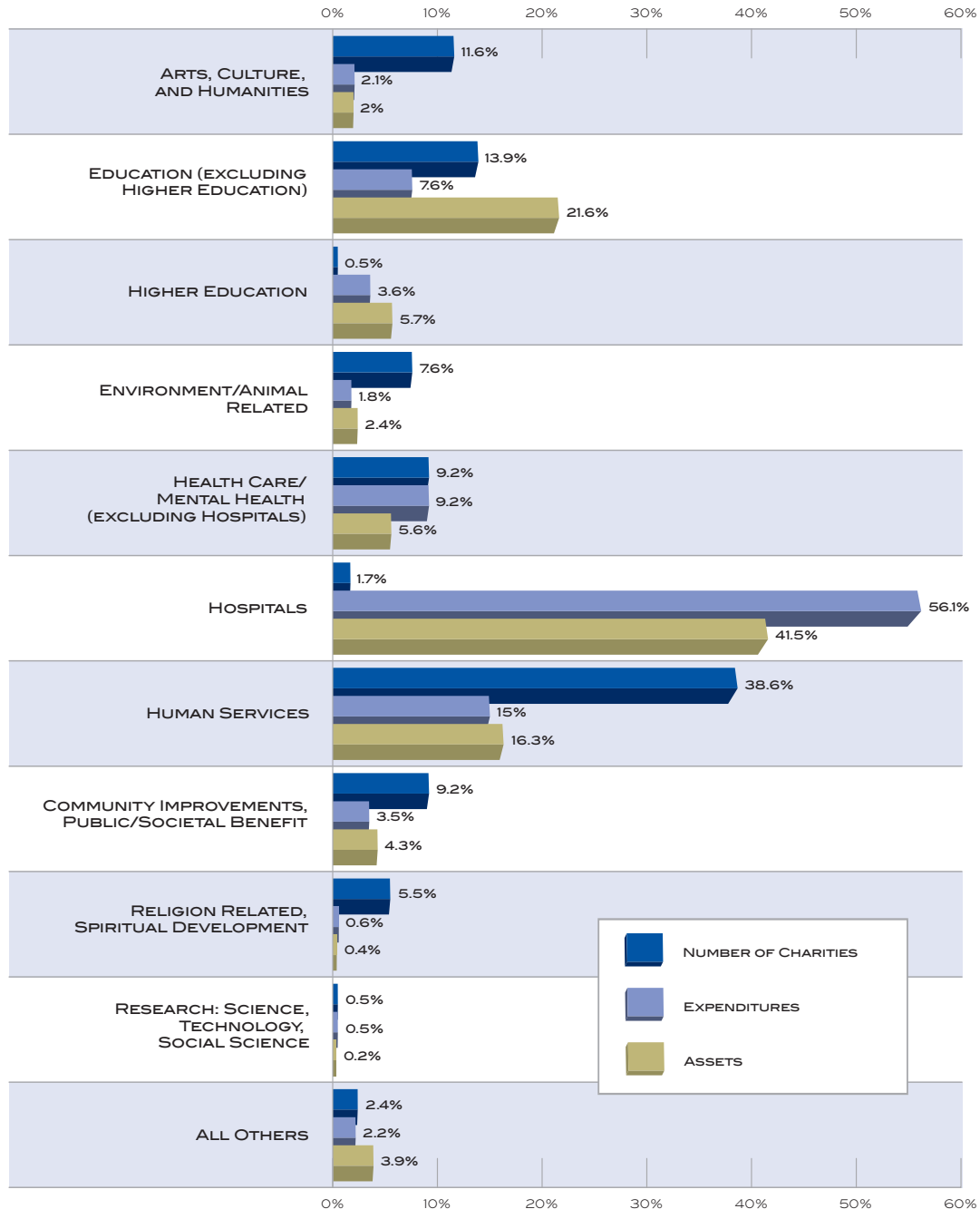
SOURCE: NATIONAL CENTER FOR CHARITABLE STATISTICS, URBAN INSTITUTE.



FEWER LARGE GIVERS — Even among charitable nonprofits required to file an IRS report in 2002, Idaho organizations have fewer means. Only about one in ten have annual expenses that exceed \$1 million compared to 19% nationally.

NUMBER, EXPENDITURES, AND ASSETS OF REPORTING CHARITABLE NONPROFITS IN IDAHO BY FIELD

SOURCE: NATIONAL CENTER FOR CHARITABLE STATISTICS, URBAN INSTITUTE.



IDAHO HOSPITALS MAKE A HEALTHY CONTRIBUTION — In 2002, Idaho hospitals represented less than 2% of total reporting charitable nonprofits, but they had more than half — 56% — of total expenditures and the lion’s share of assets — nearly 42% (both of which were significantly higher than national averages.) Human services organizations, representing 39% of the total number, had only 15% of total expenditures and 16% of total assets. Education excluding higher education had about 22% of total assets, which was more than double the national rate.

thriving despite closures of rural, community-based health care providers around the country.

CARIBOU HIGHLANDS TELEVISION, INC.

BRINGING TELECOM ACCESS AND COMMUNITY CONVERSA- TION TO RURAL IDAHO

Caribou Highlands Television (CHAT-tv) is a community-based, grant- and member-funded 501(c)3 TV station in southeastern Idaho operating on cable channel 98. Frustrated by the lack of media interest in Caribou and Bear Lake Counties by Pocatello and Idaho Falls television stations, eight volunteers and a board of directors established a mechanism to provide the more than 3,000 residents in five communities with access to local information, news, and activities.

Operating 24 hours a day seven days a week with a budget of less than \$4,000 per month, CHAT-tv broadcasts all weekly city council meetings, covers special events like community parades, airs interviews with medical providers about how to avoid the flu and other illnesses, provides children with access to story time at local libraries, and covers public meetings on issues ranging from environmental challenges with Bear River to the proposed four-lane highway through Lava Hot Springs.

The power of telecommunications access has brought cross-community awareness,

REPORTING CHARITABLE NONPROFITS IN IDAHO BY COUNTY

SOURCE: NATIONAL CENTER FOR CHARITABLE STATISTICS, URBAN INSTITUTE.

COUNTY	# OF ORGS	EXPENSES	ASSETS
ADA	359	852,000,939	1,449,513,118
ADAMS	1	2,184	216,165
BANNOCK	58	51,511,020	86,994,760
BEAR LAKE	2	352,310	1,913,000
BENEWAH	8	11,838,077	18,313,532
BINGHAM	17	3,800,868	4,496,258
BLAINE	57	43,106,039	88,137,072
BOISE	6	471,274	1,093,119
BONNER	48	34,189,298	42,923,043
BONNEVILLE	65	36,499,648	37,763,044
BOUNDARY	8	798,138	3,681,237
BUTTE	2	117,398	257,584
CANYON	76	151,351,531	278,674,536
CARIBOU	3	187,871	389,182
CASSIA	9	710,882	2,466,496
CLEARWATER	5	9,755,047	4,189,398
CUSTER	8	648,592	514,836
ELMORE	8	2,541,336	3,913,599
FRANKLIN	2	116,006	123,051
FREMONT	5	4,126,920	5,028,507
GEM	6	8,264,587	10,732,371
GOODING	7	2,322,154	3,588,425
IDAHO	9	10,987,928	10,300,511
JEFFERSON	4	344,818	597,431
JEROME	9	12,301,646	8,049,439
KOOTENAI	95	27,696,998	47,121,385
LATAH	44	50,700,412	236,087,643
LEMHI	12	867,808	2,901,251
LEWIS	4	976,765	3,563,513
LINCOLN	1	63,928	73,302
MADISON	9	1,949,298	771,821
MINIDOKA	5	313,752	522,590
NEZ PERCE	40	91,587,612	126,142,121
ONEIDA	3	122,870	195,940
OWYHEE	5	371,819	841,517
PAYETTE	9	17,113,751	51,199,115
POWER	1	73,056	114,316
SHOSHONE	11	725,343	2,476,220
TETON	14	2,213,337	2,504,845
TWIN FALLS	59	17,925,003	35,422,264
VALLEY	13	1,006,013	3,231,648
WASHINGTON	3	287,353	493,730
TOTAL	1,110	1,452,341,629	2,577,532,935

NONPROFITS ARE UBIQUITOUS IN IDAHO — In 2002, reporting charitable nonprofits were present in all but two of Idaho's 44 counties — Camas and Clark. However, three counties — Ada, Canyon, and Kootenai — together have 48% of the organizations and represent about 69% of total expenditures and about 71% of total assets.

filled an information vacuum, and increased community participation in local government. “CHAT-tv’s coverage of story time has increased library book check-outs by four times,” general manager Roger Cheramie notes. “People now know what’s going on in their own communities.”

IDAHO VS. THE REST OF THE NATION

IDAHO NONPROFIT COMMUNITY DIFFERS SIGNIFICANTLY FROM U.S. IN SEVERAL KEY AREAS

Idaho’s nonprofit community appears to be growing at a faster rate than the U.S. nonprofit community as a whole. While the number of charitable nonprofits increased at a combined annual growth rate (CAGR) of 5.38% nationally between 1992 and 2002, they leaped in Idaho by a CAGR of 6.76%. Likewise, expenditures by Idaho nonprofits during the same period surged at a CAGR of 9.02% compared to 6.77% nationally, and the assets of Idaho nonprofits jumped at a CAGR of 9.22% versus 7.69% for the country.

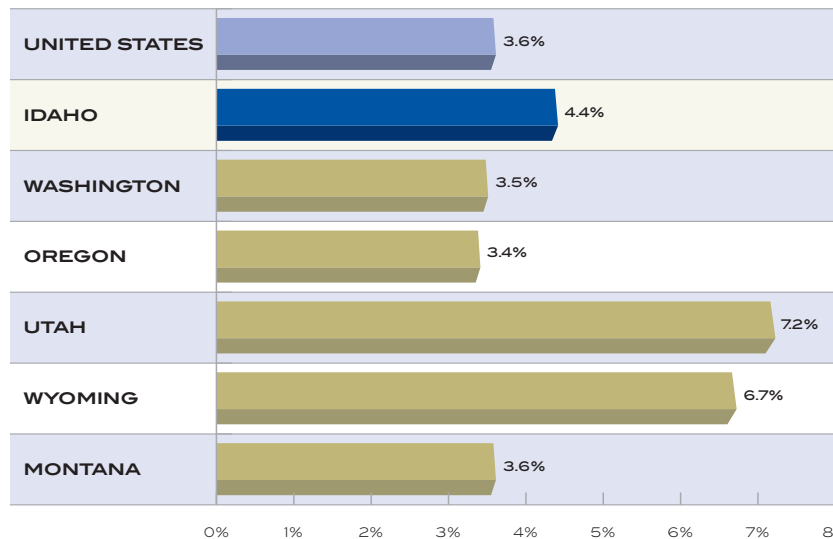
The distribution of Idaho charitable nonprofits diverges from national averages in some key areas, as well:

- A larger percentage of Idaho charities are dedicated towards human services – 39% versus 30% for the U.S.
- As you would expect for a western state with vast amounts of wildlife

CONTINUED ON PAGE 11

PERCENTAGE OF INCOME CONTRIBUTED BY ITEMIZERS

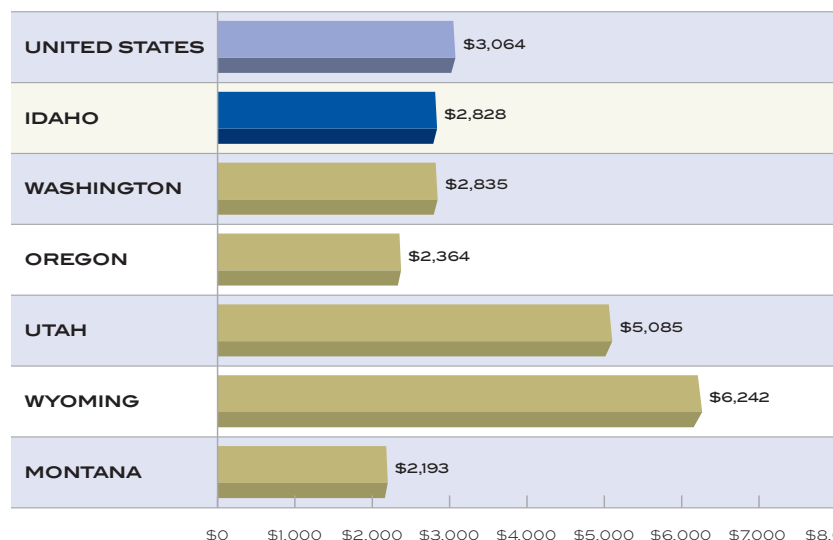
SOURCE: NATIONAL CENTER FOR CHARITABLE STATISTICS, URBAN INSTITUTE.



IDAHO ITEMIZERS DON'T GIVE AS MUCH — In 2001, the average charitable contribution of Idahoans who itemized deductions was \$2,828 — nearly 8% lower than the national average but in step with states like Washington and outpacing other neighbors like Oregon and Montana.

AVERAGE CHARITABLE CONTRIBUTION OF ITEMIZERS

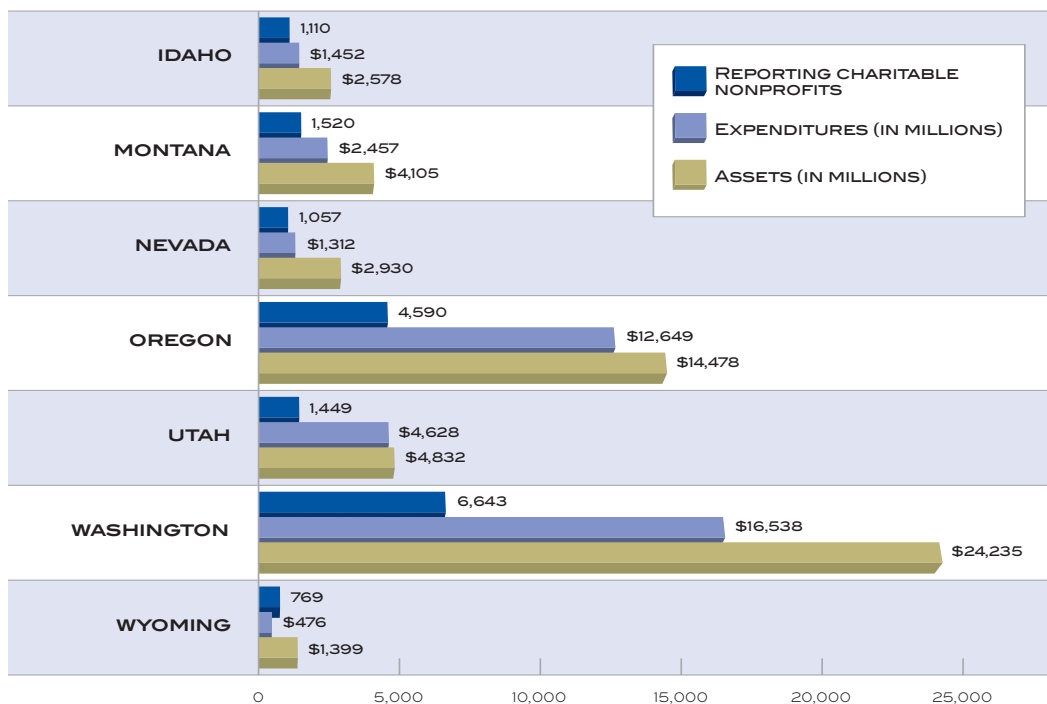
SOURCE: NATIONAL CENTER FOR CHARITABLE STATISTICS, URBAN INSTITUTE.



BUT IDAHO ITEMIZERS GIVE A HIGHER SHARE OF THEIR INCOME — In 2001, the percent of income contributed by Idaho itemizers was 4.4% — more than 20% greater than the national average of 3.6% and better than residents from several neighboring states.

REPORTING CHARITABLE NONPROFITS IN IDAHO AND CONTIGUOUS STATES

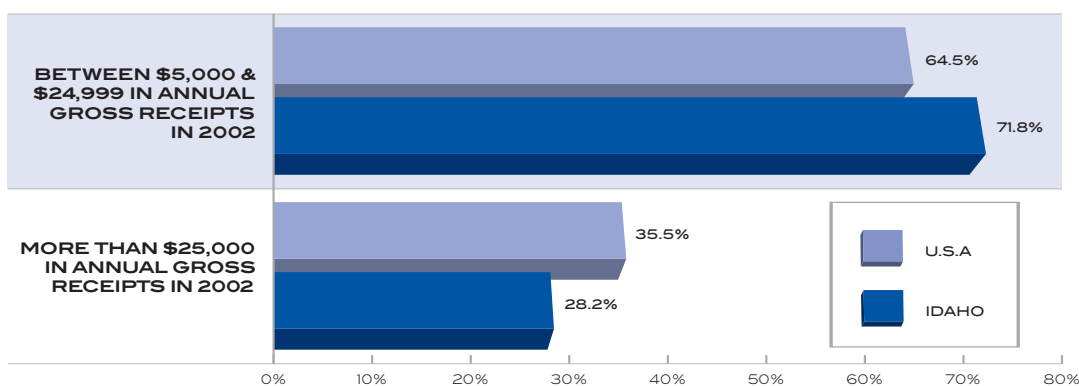
SOURCE: NATIONAL CENTER FOR CHARITABLE STATISTICS, URBAN INSTITUTE.



THERE'S STILL ROOM FOR IMPROVEMENT — In 2002, reporting charitable nonprofits in Idaho were consistently outpaced by all but a couple of contiguous states. That same year Idaho nonprofits accounted for 0.2% of total foundation giving in the U.S. and ranked almost dead last in terms of the number of organizations, the amount of their annual expenditures, and the value of their assets nationally, earning 47th, 51st, and 50th place, respectively, out of 52 geographic areas (the 50 states plus the District of Columbia and Puerto Rico). In terms of population, however, Idaho ranks 42 out of 52, according to U.S. Census Bureau estimates.

IDAHO CHARITABLE NONPROFITS VS. U.S. BY SIZE

SOURCE: NATIONAL CENTER FOR CHARITABLE STATISTICS, URBAN INSTITUTE.



FEWER MEANS — Idaho's nonprofit community tends to have fewer means than U.S. nonprofits in general, as evidenced by a larger occurrence of organizations that aren't required to file annual IRS reports in 2002.

areas and public lands, the percentage of Idaho environment/animal-related nonprofits is twice as great as the U.S. – 8% versus 4% for the U.S.

- Idaho has a smaller percentage of charitable nonprofits with education as their primary mission – 14% versus 18% for the U.S.
- Idaho’s percentage of arts, culture, and humanities nonprofits is slightly larger – 12% versus 11% for the U.S.
- Idaho has a smaller percentage of charitable nonprofits that focus on community improvement and public/societal benefit – 9% versus 11% for the U.S.
- Virtually none of Idaho charitable nonprofits — 0.5% — focus on research (science, technology, social science) compared to 1% for the U.S.
- The top 10 private foundations in Idaho have 89% of the total assets of Gem State foundations and were responsible for 88% of total giving, whereas the top 10 foundations nationally only possess 19% of total U.S. foundation assets and account for only 14% of total giving.

Idaho’s nonprofit community tends to have fewer means than U.S. nonprofits in general. The number of charitable nonprofits that are required to file an annual IRS report (i.e., those with \$25,000 or more in gross receipts) as a percentage of those registered by the IRS (i.e., those with more than \$5,000 in gross receipts) is lower in Idaho than the nation as a whole — 28.2% versus 35.5%, respectively. Of those that do report, Idaho has a higher percentage of

nonprofits with expenditures of less than \$500,000.

When comparing foundations in Idaho to those nationwide, large foundations play a much bigger role in the Gem State. In terms of assets, Idaho’s top 10 foundations have 88.9% of the statewide total, whereas the top 10 U.S. foundations possess only 19.1% of the national total. And in terms of expenditures, the top 10 foundations in Idaho gave 88.3% of total giving by all Idaho foundations, whereas the top 10 foundations in the U.S. gave only 13.5% of total foundation giving nationally.

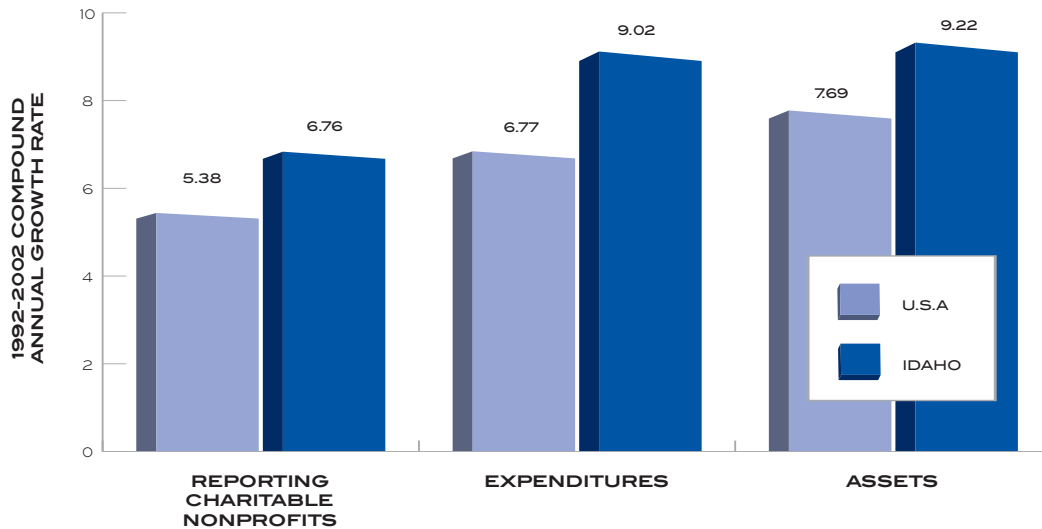
2005 AND BEYOND

The data for this report, which was supplied by the National Council of Nonprofit Associations and the Urban Institute’s National Center for Charitable Statistics, provides an excellent snapshot of Idaho’s nonprofit community in 2002 — the most recent year for which data is available. The state’s nonprofit community has continued to grow in the interim, with GuideStar.org listing 5,784 nonprofits — 5,395 public charities, 32 private operating foundations, and 352 private non-operating foundations like J.A. & Kathryn Albertson Foundation. Although these numbers may include organizations that don't have to register with the IRS (i.e., their gross receipts are less than \$5,000) or those that are filed under other 501(c) subsections, they could suggest the number of Idaho charitable nonprofits

may have grown by as much as 27% since 2002 and that foundations may have more than doubled. The Idaho Nonprofit Development Center and its partners look forward to documenting that growth in future reports as data becomes available.

IDAHO 10-YEAR COMPOUND ANNUAL GROWTH RATES VS. U.S.

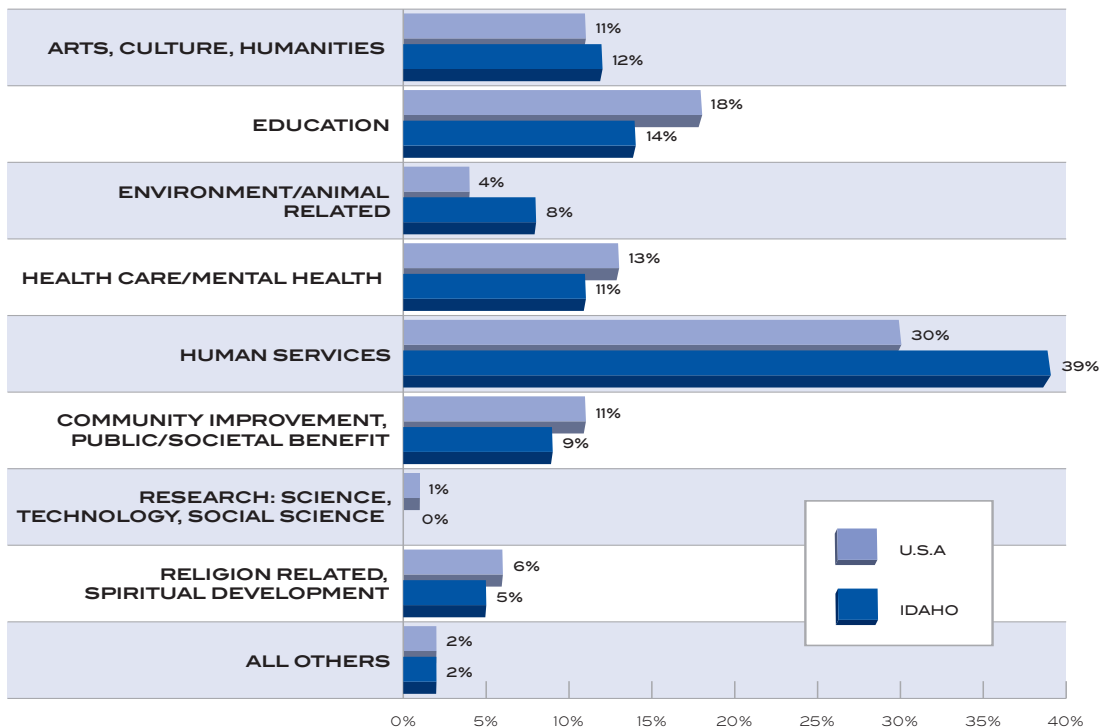
SOURCE: NATIONAL CENTER FOR CHARITABLE STATISTICS, URBAN INSTITUTE.



PICKING UP STEAM — Between 1992 and 2002, the number of charitable nonprofits in Idaho, the amount of their expenditures, and the value of their assets rose at significantly greater rates than those for the nation as a whole.

DISTRIBUTION OF CHARITABLE NONPROFITS BY TYPE IN IDAHO VS. U.S.

SOURCE: NATIONAL CENTER FOR CHARITABLE STATISTICS, URBAN INSTITUTE.



IDAHO NONPROFIT COMMUNITY DIVERGES FROM U.S. — In 2002, the distribution of Idaho charitable nonprofits diverged from national averages in some key areas, most notably among human services, environment/animal related, education, and arts, culture, and humanities.

ABOUT INDC

The Idaho Nonprofit Development Center is a statewide organization dedicated to ensuring the success of the nonprofit sector in Idaho through greater public awareness, education, and collaboration.

For more information about INDC and a calendar of current training opportunities, visit our Web site at www.indc.org or call (208) 424-2229.

ABOUT THIS REPORT

The Idaho Nonprofit Sector Report is an annual project analyzing the impact of Idaho's nonprofit sector and is produced by the Idaho Nonprofit Development Center as a resource for policymakers, business leaders, civic leaders, funding organizations, and citizens. For details on the methodology for this report, go to <http://www.nccs.urban.org/statereport.pdf>.

ADDITIONAL RESOURCES

Idaho Nonprofit Development Center
www.idahononprofits.org

National Council of Nonprofit Associations
www.ncna.org

National Center for Charitable Statistics
at the Urban Institute
www.nccs.urban.org

Foundation Center
www.fdncenter.org

GuideStar
www.guidestar.org

Idaho Community Foundation
www.idcomfdn.org

Funding Information Center
Boise Public Library
www.boisepubliclibrary.org

BOARD OF DIRECTORS

PRESIDENT

Bob Ford
State Director of Business, Economic & Rural Development, Office of U.S. Senator Mike Crapo

SECRETARY

Mary K. Aucutt
Funding Information Center,
Boise Public Library

TREASURER

Jim Hogge
Executive Director, Small Business
Development Center

MEMBERS

Jim Birdsall
Consultant, Birdsall & Associates

Lee Dillon
External Programs Director,
University of Idaho

Jeanette Germain
Development Director, Humphreys Diabetes
Education Center

John Hale
Managing Partner, KPMG

Suki Molina
Deputy Director, Idaho Conservation League

Elizabeth O'Gara
Edward F. and Vickie S. O'Gara Family
Foundation

Diane Ronayne
Executive Director, Fund for Idaho

Lisë Stewart
Independent Business Consultant

REGIONAL ADVISORS

Robert Chambers
Director of Planning & Development,
City of Pocatello

Bessie Katsilometes
Chair, Business & Service Department,
College of Technology, Idaho State University

Bob Liming
Executive Director, Boys & Girls Club,
Lewis & Clark Valley

Gaetha Pace
Executive Director, Idaho Heritage Trust

Mary Lou Reed
Community Volunteer

STAFF

Executive Director
Betsy Dunklin
Idaho Nonprofit Development Center

Program Director
Cheryl Engel
Idaho Nonprofit Development Center

*Director of Administration
and Special Projects*
Debbie Bloom
Idaho Nonprofit Development Center

CONTACT

Idaho Nonprofit Development Center
ParkCenter Pointe
1509 Tyrell Lane, Suite A
Boise, ID 83706
208-424-2229 phone
208-424-2294 fax
info@idahononprofits.org